

SUN-GROUPE

BUS

ECO FRIENDLY - MODERN - EFFICIENT

2024-03



100% ELECTRIC • CNG • HYDROGENE



THE ALLIANCE OF THE BEST



## SUN-GROUPE

Sun-Groupe is a trade and service company representing industrial groups around the world.

Based in Neuchâtel, Switzerland and in Puyang city, Henan province in the People's Republic of China, our company has direct and strategic ties with the market and production which provides our customers with best prices, customization and the highest price quality ratio.

## IN CHINA SINCE 1992

Sun-Groupe in China has a long experience in several sectors of activities :building construction, international trade (import&export) of goods and also digitisation services and in IT developments.

Under the name of Jianxing Zaojia, Sun-Groupe is the first engineer's design bureau of building's construction in Puyang city.

The combined Chinese forces of production and Swiss expertise in product's and services quality, empowers Sun-Groupe to satisfy the customers of various domains and sectors (public, industrial, corporate, administrative, associative and individuals).

## FROM CHINA, ECO-FRIENDLY BUSES

In 2007, Sun-Groupe China (Jianxing Zaojia) established contacts with buses factories for home market.

Working together with a group of partner's factories producing the best quality buses parts, our company opened the international market in early 2009.


Switzerland is well known as one of the most difficult market, the customers are very demanding in term of quality and quality-price ratio. Sun-Groupe selects the best products and adapted to the customer's demands.

Our engineer's design bureau also develops new bus products.



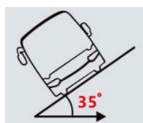


**STRONG ATTENTION TO DETAIL AND HIGH STANDARDS OF QUALITY CONTROL**

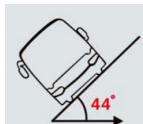


### Measurement of Center of Gravity

First manufacturer to adopt method for testing center of gravity accredited by Australian ADR rules. Painstaking design and accurate calculation guarantee the stability of center of gravity for the whole vehicle.



International rollover standard tilting angle threshold is 35°.



We surpass the international standard by a large margin, setting the degree at 44.

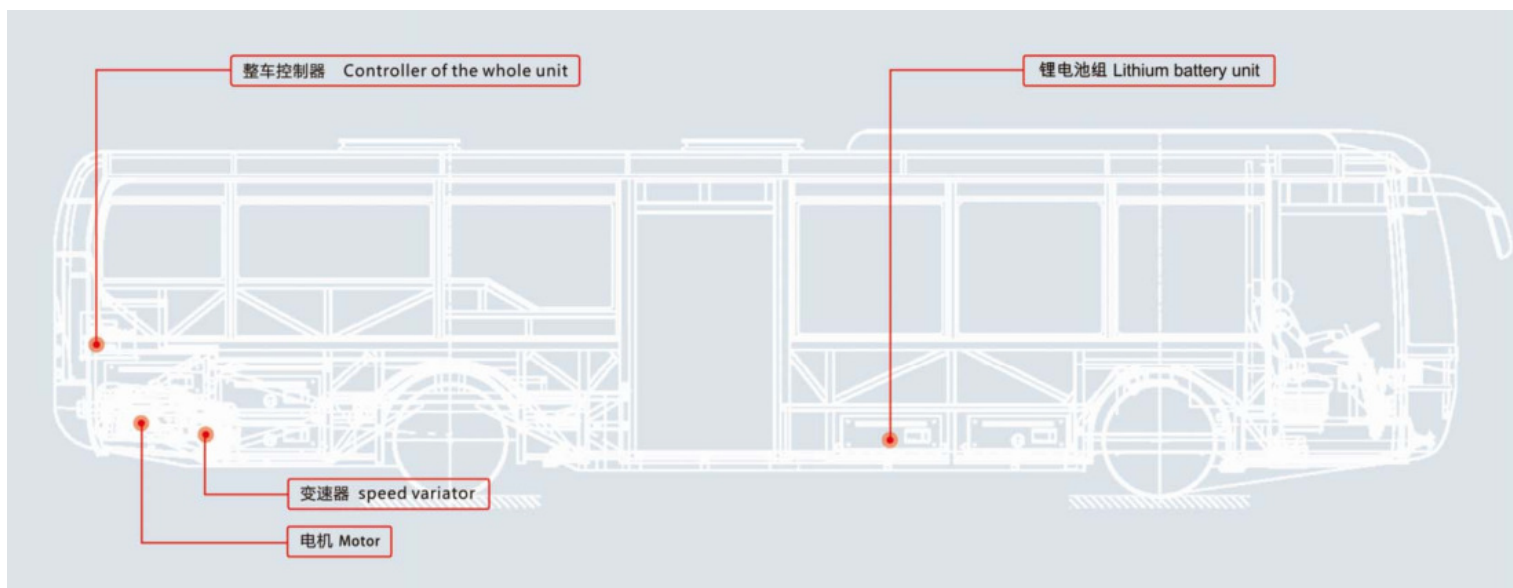
### Wading Test

All buses are tested in hard conditions, including flooded roads. Very important for electric vehicles to guarantee waterproof conditions for the batteries and the vehicle itself.

## PRODUCTS QUALITY



## SUN-GROUPE|BUS



**ECAS System**



**Double-side galvanized**



**U shaped girder model**

## SUPER TECHNOLOGY




**Air Suspension**

8 Airbags air suspension in 2+42 setup boasts reliable performance, dampens driving noise, which gives effective consideration to both vehicle dynamism and comfort and extends service life of passenger vehicle.



**Front Independent Suspensions**

Greatly reduce the body tilt and vibration. Improves the wheel of ground adhesion.



**Touchtone Gear-Shifting System**

Easy to operate and precision in shifting



**Chassis Skid Shoes**

Skid shoes designed to protect the vehicle in the front, back, left, right to improve the whole vehicle safety.

**SUPER TECHNOLOGY**



**CAN Bus Control System**

Importer CAN data bus, capable of real time communication and trouble diagnosis functions, reduces wires between equipment and effectively improves system reliability.



**Front and Rear Disk Brakes**

Whole set of disks brakes imported from Germany, stable in braking and low noise.



**Four-Wheels Steering**

The design of automatic shift dual axle rear bridge facilitates turning of the vehicle, with extra benefits of safety, power saving and high flexibility.



**Front Pull-Out Spare Tired Deisng**

Fitted with sliding wheels, mechanic switch, it is easy to pull out and relatively safe from theft.



**Front 800L Aluminium Alloy Fuel Tank**

Hybrid/Diesel vehicles only. Aluminium alloy materials are safe and reliable, capable of being recycled, un-susceptible to deformation and with less sediments, the design of placing the fuel tank at the front enlarges the room of the luggage compartment.



**Central Electric Box**

Central electric box is placed in luggage compartment to facilitate checking and repairing.



**Quality AMP Electrical Connectors**

AMP water resistant electric appliance connectors Imported from the US can improve the stability of electrical appliances on the whole vehicle due to their safety and reliability.



**Electronically Controlled Fan Clutch**

Rotation speed of the fan can be automatically adjusted through the water temperature of the engine, which is more fuel saving, more eco-friendly and it improves the stability of the whole vehicle.



**SUPER TECHNOLOGY**




**Extensive Use of Stainless Steel**

The vehicle is equipped with stainless steel clamps, inter-cooler pipes and expansion tanks. This stainless steel equipment will bring benefits toward extending the service life of the vehicle.



**Aluminium Alloy Forged Steel Rims**

Strong in rigidity, light in weight, fast in heat dissipation, safe, stable and fuel saving.



**Ultrashift Automated Transmission**

Mechanical automatic gearbox, with excellent operability, high sensitivity which can guarantee the driving safety.



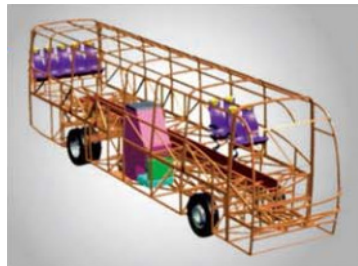
**Active Radar Anti-Collision System**

Radar installed in the front, back, left and right of the vehicle can make intelligent scanning of obstacles which greatly improves the safety of the whole vehicle and increases driving pleasure.



**Three-Points Safety Belt**

By adding shoulder belt to two-points safety belt, three-points style safety belt can simultaneously prevent passenger's body from shifting forward and forward tilting of upper half of the body, thus improves passengers safety.



**Galvanised Steel Structure**

Double sided zinc-plated square steel profile imported from Australia with main parts adopting mold cavity wax spaying technology, protective welding with mixed gas, the skeleton is anti-corrosion and wear resistant to guarantee 20 years of service life.



**Single Piece Moulded Roof**

All connections are without welding seams, which ensures air-tightness, anticorrosion and evenness of vehicle top, resolves problems of rain water leaking and dust infiltration.




**Top Mounted Exhaust Pipes**

Hybrid/Diesel vehicles only. This signifies a cutting edge technology that pioneers the passengers vehicles industry. The design of placing exhaust pipes at the top of the vehicles ensures safety of discharging exhaust fume and displays care for pedestrians.

**PRODUCTS QUALITY**



**SUPER TECHNOLOGY**




**EBS/ASR**

The enhanced sectors of EBS and ASR that strengthens the safety performance of vehicles, as well as to meet the prospective regulation of developed markets.

**Engine Bay Automatic Fire Extinguishing System**

Hybrid/Diesel vehicles only. The engine room is equipped with automatic fire extinguishing system to ensure automatic and prompt fire fighting in the even of open fire in engine room

**ERGONOMIC INTERIOR DESIGN**



**Wheelchar Loader**

Fully automatic and collapsible lifting platform for the disabled can provide barrier free passage for the disabled in a fast and convenient manner.

**Baby Seat**

Cozy and attentive baby seat design guarantees children safety and reflects the pursuit of human-oriented detail and meticulous care toward passengers.

**Map Light**

It's convenient for the drivers to check information, more human and safer.

**Freezer and Fridge**

Provide certain safeguard for long journey and brings passengers greater convenience.

## PRODUCTS QUALITY



## SUPER TECHNOLOGY



### Driver Seat

Air spring driver seat imported from Germany is equipped with functions to electronically memorize height and weight, it also features power heating function to effectively reduce driving fatigue.



### Two-Pieces Front Windshield Glass

It adopts central support which not only provides excellent support but can also buffer external forces. It is both pleasant in appearance and easy for maintenance.



### Subwoofer, Electric LCD TV

Subwoofer equipment together with LCD TV capable of electrical rotation, brings enjoyment to passengers instead of tiredness.




### HID Lamps

Imported electrical perspective glass with defrosting function, HID lamps greatly improve driving safety.



### GPS

Advanced technologies normally fitted on sedans including GPS, satellite navigation system, short gear lever are optionally available, which are generally ahead of industry standards.



### USB Interface, Hard Disk Music Storage and Wifi Onboard

Capable of relieving passengers fatigue in long journey and enables fantastic enjoyment brought by vivid entertainment.



### Air Purifier

Specially designed for passengers vehicles, it is installed above the vehicle compartment : by thoroughly eliminating bacteria and bringing overall purification, it improves air quality inside the vehicles and gives extra comfort to the journey.



### Independent Coling and Heating Units in Driving Area

We provide safe and comfortable service to the public : it adopts independent cooling and heating units in the driving area to bring greater convenience to both the driver and the passengers.





### INTRODUCING OUR 100% ELECTRIC BUSES



#### 100% Electric Buses

Contributing to the building of an eco-friendly fleet of vehicles, Sun-Groupe offers a useful range of electric vehicles including city buses and coaches.

Our categories are as follows :

- Urban
  - 2 Axles
  - 3 Axles
  - Articulated
  - Low Floor
- Suburban
- Intercity (touristic, conveyed)
- International
- Long haul



### Categories

#### URBAN 2 AXLES

Up to 13.2m  
Capacity : 49 + 2 (wheelchair areas)



#### URBAN 3 AXLES

Up to 13.2m  
Capacity : 90 + 2 (wheelchair areas)




## PRODUCTS



### Categories

## URBAN ARTICULATED

Up to 18m  
Capacity : 120 + 2 (wheelchair areas)



## URBAN LOW FLOOR

12m to 15m



## PRODUCTS



## Categories

### SUBURBAN

8.6m to 11m  
Diversified applications



### INTERCITY

9m to 18m



## PRODUCTS



### Categories

## INTERCITY

Up to 18m  
Capacity : 40-60



## INTERCITY

11m to 12.5m  
Diversified applications



## PRODUCTS



### Categories

## INTERCITY

13.5m to 14.5m  
Diversified applications



## LONG HAUL

12m to 15m  
International and Long haul





## INTRODUCING OUR 100% ELECTRIC BUSES

**SOLAR STATIONS**

A true eco-friendly mean of transport should use available renewable natural resources.


For this reason, Sun-Groupe always propose its all in one package, buses and charging stations.

**FAST CHARGER**

Our chargers are able to recharge a bus between 30 minutes and 2 hours.

**Applicable Scenes for this Charger**

They are suitable for occasions such as city special charging stations that provide charging for bus, taxi, public service vehicles, sanitation vehicles, logistics vehicles, etc.; city public charging stations that provide charging for private cars, commuter, bus; intercity highway charging stations and other occasions that need special fast charging.





### SG-BUS-A01E



### TECHNICAL DATA



MODEL	SG-BUS-A01E	TARE WEIGHT [KG]	13'000
MOTOR	ELECTRIC	GROSS WEIGHT [KG]	18'000
TYPE	PERMANENT MAGNET SYNCHRONOUS	BATTERY CAPACITY [KWH]	324
OVERALL DIMENSIONS [MM]	10990X2500X3610	CHARGER MAX [KW]	300
SEATING CAPACITY	47	RECHARGE TIME [H]	1.5
MAX SPEED [KM/H]	85	CONTINUED POWER [KW]	100
AUTONOMY [KM]	320		







## SG-BUS-A02E



## TECHNICAL DATA



MODEL	SG-BUS-A02E	TARE WEIGHT [KG]	9'000
MOTOR	ELECTRIC	GROSS WEIGHT [KG]	13'500
TYPE	PERMANENT MAGNET SYNCHRONOUS	BATTERY CAPACITY [KWH]	255
OVERALL DIMENSIONS [MM]	8600X2420X3200	CHARGER MAX [KW]	200
SEATING CAPACITY	37	RECHARGE TIME [H]	1.5
MAX SPEED [KM/H]	100	CONTINUED POWER [KW]	90
AUTONOMY [KM]	255		

**PRODUCTS**



**SG-BUS-A03E**



**TECHNICAL DATA**



MODEL	SG-BUS-A03E	TARE WEIGHT [KG]	13'000
MOTOR	ELECTRIC	GROSS WEIGHT [KG]	18'000
TYPE	PERMANENT MAGNET SYNCHRONOUS	BATTERY CAPACITY [KWH]	324
OVERALL DIMENSIONS [MM]	10500X2485X3240	CHARGER MAX [KW]	300
SEATING CAPACITY	47	RECHARGE TIME [H]	1.5
MAX SPEED [KM/H]	85	CONTINUED POWER [KW]	100
AUTONOMY [KM]	320		

## PRODUCTS



## SG-BUS-A04E



## TECHNICAL DATA



MODEL	SG-BUS-A04E	TARE WEIGHT [KG]	14'500
MOTOR	ELECTRIC	GROSS WEIGHT [KG]	19'000
TYPE	PERMANENT MAGNET SYNCHRONOUS	BATTERY CAPACITY [KWH]	350
OVERALL DIMENSIONS [MM]	12325X2485X3387	CHARGER MAX [KW]	300
SEATING CAPACITY	57	RECHARGE TIME [H]	1.5
MAX SPEED [KM/H]	85	CONTINUED POWER [KW]	100
AUTONOMY [KM]	320		

## PRODUCTS



## SG-BUS-A05E



## TECHNICAL DATA



MODEL	SG-BUS-A05E	TARE WEIGHT [KG]	16'500
MOTOR	ELECTRIC	GROSS WEIGHT [KG]	25'000
TYPE	PERMANENT MAGNET SYNCHRONOUS	BATTERY CAPACITY [KWH]	400
OVERALL DIMENSIONS [MM]	14500X2495X3460	CHARGER MAX [KW]	300
SEATING CAPACITY	70	RECHARGE TIME [H]	2.0
MAX SPEED [KM/H]	85	CONTINUED POWER [KW]	100
AUTONOMY [KM]	340		

## PRODUCTS



## SG-BUS-A06E



## TECHNICAL DATA



MODEL	SG-BUS-A06E	TARE WEIGHT [KG]	13'000
MOTOR	ELECTRIC	GROSS WEIGHT [KG]	18'000
TYPE	PERMANENT MAGNET SYNCHRONOUS	BATTERY CAPACITY [KWH]	324
OVERALL DIMENSIONS [MM]	10755X2490X3480	CHARGER MAX [KW]	300
SEATING CAPACITY	45	RECHARGE TIME [H]	1.5
MAX SPEED [KM/H]	85	CONTINUED POWER [KW]	100
AUTONOMY [KM]	320		

## PRODUCTS



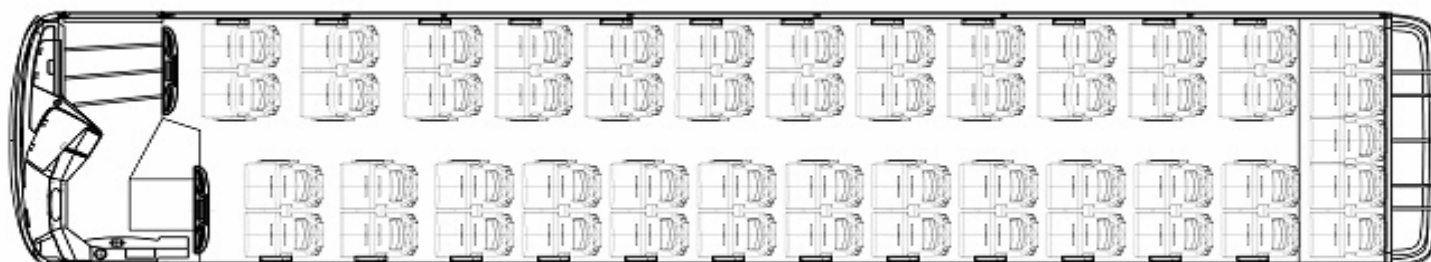
### SG-BUS-A07E



## TECHNICAL DATA



MODEL	SG-BUS-A07E	TARE WEIGHT [KG]	14'500
MOTOR	ELECTRIC	GROSS WEIGHT [KG]	19'000
TYPE	PERMANENT MAGNET SYNCHRONOUS	BATTERY CAPACITY [KWH]	350
OVERALL DIMENSIONS [MM]	13200X2490X3480	CHARGER MAX [KW]	300
SEATING CAPACITY	61	RECHARGE TIME [H]	1.5
MAX SPEED [KM/H]	85	CONTINUED POWER [KW]	100
AUTONOMY [KM]	320		



## PRODUCTS



## SG-BUS-A08E



## TECHNICAL DATA



MODEL	SG-BUS-A08E	TARE WEIGHT [KG]	16'500
MOTOR	ELECTRIC	GROSS WEIGHT [KG]	25'000
TYPE	PERMANENT MAGNET SYNCHRONOUS	BATTERY CAPACITY [KWH]	400
OVERALL DIMENSIONS [MM]	14500X2490X3480	CHARGER MAX [KW]	300
SEATING CAPACITY	71	RECHARGE TIME [H]	2.0
MAX SPEED [KM/H]	85	CONTINUED POWER [KW]	100
AUTONOMY [KM]	340		

## PRODUCTS



## SG-BUS-A09E



## TECHNICAL DATA



MODEL	SG-BUS-A09E	TARE WEIGHT [KG]	14'500
MOTOR	ELECTRIC	GROSS WEIGHT [KG]	19'000
TYPE	PERMANENT MAGNET SYNCHRONOUS	BATTERY CAPACITY [KWH]	350
OVERALL DIMENSIONS [MM]	13200X2590X3600	CHARGER MAX [KW]	300
SEATING CAPACITY	53	RECHARGE TIME [H]	1.5
MAX SPEED [KM/H]	85	CONTINUED POWER [KW]	100
AUTONOMY [KM]	320		



### PRODUCTS



### SG-BUS-A10E



### TECHNICAL DATA



MODEL	SG-BUS-A10E	TARE WEIGHT [KG]	15'500
MOTOR	ELECTRIC	GROSS WEIGHT [KG]	25'000
TYPE	PERMANENT MAGNET SYNCHRONOUS	BATTERY CAPACITY [KWH]	400
OVERALL DIMENSIONS [MM]	13890X2590X3750	CHARGER MAX [KW]	300
SEATING CAPACITY	56	RECHARGE TIME [H]	2.0
MAX SPEED [KM/H]	85	CONTINUED POWER [KW]	100
AUTONOMY [KM]	340		

## PRODUCTS



## SG-BUS-A11E



## TECHNICAL DATA



MODEL	SG-BUS-A11E	TARE WEIGHT [KG]	14'000
MOTOR	ELECTRIC	GROSS WEIGHT [KG]	28'000
TYPE	PERMANENT MAGNET SYNCHRONOUS	BATTERY CAPACITY [KWH]	324
OVERALL DIMENSIONS [MM]	10795X2550X3595	CHARGER MAX [KW]	300
SEATING CAPACITY	40	RECHARGE TIME [H]	1.5
MAX SPEED [KM/H]	85	CONTINUED POWER [KW]	100
AUTONOMY [KM]	320		

## PRODUCTS



## SG-BUS-A12E



## TECHNICAL DATA



MODEL	SG-BUS-A12E	TARE WEIGHT [KG]	13'000
MOTOR	ELECTRIC	GROSS WEIGHT [KG]	18'000
TYPE	PERMANENT MAGNET SYNCHRONOUS	BATTERY CAPACITY [KWH]	324
OVERALL DIMENSIONS [MM]	11980X2500X3500	CHARGER MAX [KW]	300
SEATING CAPACITY	65	RECHARGE TIME [H]	1.5
MAX SPEED [KM/H]	85	CONTINUED POWER [KW]	100
AUTONOMY [KM]	320		

## PRODUCTS



## SG-BUS-A13E



## TECHNICAL DATA



MODEL	SG-BUS-A13E	TARE WEIGHT [KG]	10'000
MOTOR	ELECTRIC	GROSS WEIGHT [KG]	16'000
TYPE	PERMANENT MAGNET SYNCHRONOUS	BATTERY CAPACITY [KWH]	200
OVERALL DIMENSIONS [MM]	8995X2495X3250	CHARGER MAX [KW]	100
SEATING CAPACITY	37	RECHARGE TIME [H]	2.0
MAX SPEED [KM/H]	85	CONTINUED POWER [KW]	100
AUTONOMY [KM]	200		



## SG-BUS-A14E



## TECHNICAL DATA



MODEL	SG-BUS-A14E	TARE WEIGHT [KG]	14'000
MOTOR	ELECTRIC	GROSS WEIGHT [KG]	19'000
TYPE	PERMANENT MAGNET SYNCHRONOUS	BATTERY CAPACITY [KWH]	324
OVERALL DIMENSIONS [MM]	10990X2500X3600	CHARGER MAX [KW]	300
SEATING CAPACITY	44	RECHARGE TIME [H]	1.5
MAX SPEED [KM/H]	85	CONTINUED POWER [KW]	100
AUTONOMY [KM]	320		

## PRODUCTS



## SG-BUS-A15E



## TECHNICAL DATA



MODEL	SG-BUS-A15E	TARE WEIGHT [KG]	13'000
MOTOR	ELECTRIC	GROSS WEIGHT [KG]	18'000
TYPE	PERMANENT MAGNET SYNCHRONOUS	BATTERY CAPACITY [KWH]	255
OVERALL DIMENSIONS [MM]	17930X2495X3220	CHARGER MAX [KW]	155
SEATING CAPACITY	76	RECHARGE TIME [H]	2.0
MAX SPEED [KM/H]	85	CONTINUED POWER [KW]	100
AUTONOMY [KM]	250		

## PRODUCTS



## SG-BUS-A16E



## TECHNICAL DATA



MODEL	SG-BUS-A16E	TARE WEIGHT [KG]	15'000
MOTOR	ELECTRIC	GROSS WEIGHT [KG]	12'000
TYPE	PERMANENT MAGNET SYNCHRONOUS	BATTERY CAPACITY [KWH]	255
OVERALL DIMENSIONS [MM]	14980X2550X3100	CHARGER MAX [KW]	150
SEATING CAPACITY	45	RECHARGE TIME [H]	2.0
MAX SPEED [KM/H]	85	CONTINUED POWER [KW]	100
AUTONOMY [KM]	250		

## PRODUCTS



## SG-BUS-A17E



## TECHNICAL DATA



MODEL	SG-BUS-A17E	TARE WEIGHT [KG]	18'000
MOTOR	ELECTRIC	GROSS WEIGHT [KG]	25'000
TYPE	PERMANENT MAGNET SYNCHRONOUS	BATTERY CAPACITY [KWH]	350
OVERALL DIMENSIONS [MM]	17930X2495X3220	CHARGER MAX [KW]	150
SEATING CAPACITY	76	RECHARGE TIME [H]	2.0
MAX SPEED [KM/H]	85	CONTINUED POWER [KW]	100
AUTONOMY [KM]	250		



## PRODUCTS



## SG-BUS-A18E



## TECHNICAL DATA



MODEL	SG-BUS-A18E	TARE WEIGHT [KG]	6'300
MOTOR	ELECTRIC	GROSS WEIGHT [KG]	8'000
TYPE	PERMANENT MAGNET SYNCHRONOUS	BATTERY CAPACITY [KWH]	97
OVERALL DIMENSIONS [MM]	6129X2182X3125	CHARGER MAX [KW]	100
SEATING CAPACITY	17	RECHARGE TIME [H]	1.5
MAX SPEED [KM/H]	90	CONTINUED POWER [KW]	110
AUTONOMY [KM]	100		

**PRODUCTS**



**SG-BUS-A19E**



**TECHNICAL DATA**

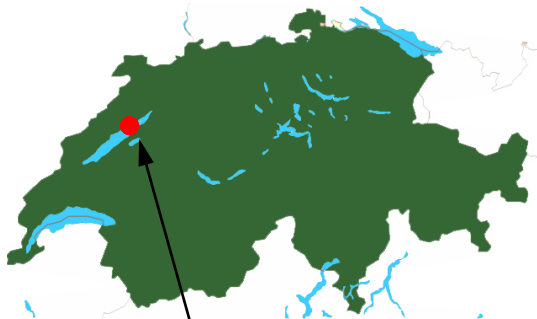


MODEL	SG-BUS-A19E	TARE WEIGHT [KG]	3'220
MOTOR	ELECTRIC	GROSS WEIGHT [KG]	4'390
TYPE	PERMANENT MAGNET SYNCHRONOUS	BATTERY CAPACITY [KWH]	75
OVERALL DIMENSIONS [MM]	6020X2005X2650	CHARGER MAX [KW]	150
SEATING CAPACITY	14	RECHARGE TIME [H]	1.0
MAX SPEED [KM/H]	100	CONTINUED POWER [KW]	120
AUTONOMY [KM]	100		



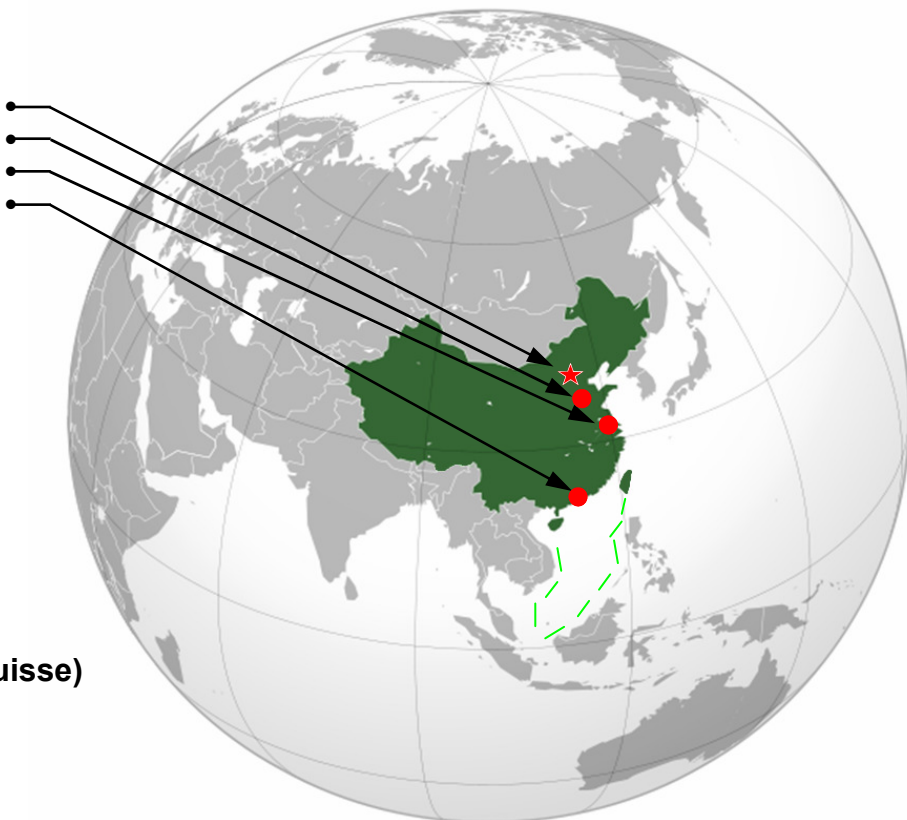
Sun-Groupe Co. Ltd (China)

Beijing  
Head Quarter, Puyang (Henan)  
Shanghai, Dongguan, Zhongshan  
Logistic Hong Kong



Sun-Groupe Sàrl (Suisse)

Cornaux  
Hauterive



100% ELECTRIC ● CNG ● HYDROGENE



THE ALLIANCE OF THE BEST