

WALKER FILTRATION

The ultimate filtration & drying technology



PRODRY


Compressed Air Desiccant Dryer Range

Innovative design. Exceptional engineering. Improved performance



PRODRY

Introducing a new generation of Desiccant Dryers with optional Dewpoint Management Control



Whatever the application We have the dryer solution for you



Walker Filtration is one of the leading manufacturers of high efficiency compressed air filtration and drying equipment.

At Walker Filtration we take pride in our world-class reputation for designing, developing, and manufacturing products of superior technical performance. Delivering high quality, well-engineered filtration and drying solutions since 1983, all of our products are designed and manufactured on site at our state of the art 12000 m² headquarters in the UK.

With a portfolio encompassing both industrial and medical products, our complete product range illustrates the diverse capabilities and expertise of Walker Filtration.

The Need for Clean and Dry Air

Compressed air is a versatile and important power source. The requirement for a compressed air supply to be clean, dry and contaminant free is crucial to ensuring safe, efficient and profitable operation and manufacturing. Any form of moisture or contamination in a compressed air line has the potential to cause costly downtime, machine damage and product spoilage. The Walker Filtration product range, designed and tested to international air quality standards, ensures that compressed air is delivered contaminant free, to exacting specifications, required for the end use.

Energy Efficiency

Compressed air filtration and drying solutions must deliver uncompromising performance and reliability. Ensuring that a compressed air system delivers the required air quality for the end application is crucial to successful daily operation. The more energy required to produce clean, dry and reliable compressed air, the greater the cost. Therefore, installing and maintaining the correct filtration and drying solutions for your compressed air system is critical to guaranteeing optimum performance and ensuring that energy costs are kept to a minimum.



The Solution

Walker Filtration's range of PRODRY desiccant dryers deliver optimum performance and provide a compressed air drying solution you can count on. With built in energy saving features across the range, the PRODRY series of heatless regenerative dryers has been designed to incorporate an energy management system which allows the dryers to be linked with a compressor control system to reduce air consumption during periods of low demand – greatly reducing energy consumption and improving energy efficiency.

Optional Dewpoint Management Control, flexible installation and improved serviceability are central to PRODRY's design, as downtime associated with servicing and installation not only effects productivity but also directly impacts upon costs.

The PRODRY range of heatless desiccant dryers delivers uncompromising performance and air quality. Constructed using extruded aluminium towers which are fully anodised for corrosion protection, this distinguished range of high efficiency dryers has been designed and tested to meet the purity classes specified by ISO 8573-1: 2010.

All dryers are built to be fully compliant with international standards and have multiple voltage options, suitable for worldwide installation.





Technical Capability

For more than 30 years, Walker Filtration has built a reputation of high quality, well-engineered filtration and drying products. Founded on sound engineering principles, we continually invest in technology and expertise to stay at the leading edge of innovation. By utilising the latest technology in computer aided design and combining this with the extensive knowledge of our engineering and technical team, we have become the partner of choice and are proud to work with OEM customers on an international scale.

With in-house test facilities and sophisticated on-site laboratories at our UK and USA locations, performance is guaranteed.

Innovative Product Design

Innovation and sound engineering is at the heart of Walker Filtration and focuses all that we do. Continued investment in research and development, new technologies and the latest test standards, allows us to meet the highest demands of both the end user and the OEM customer. Our commitment to exceptional and innovative design, along with a proven track record of engineering excellence, enables us to remain at the forefront of compressed air filtration and drying technology.

Customer Focused

At Walker Filtration our customers' needs are always paramount - we pride ourselves on our customer focused approach and exceptional levels of service. Our approach is straightforward – we enjoy what we do, working with our customers and offering competent advice and sound engineering. With dedicated technical, sales, and support teams globally, we are well placed to ensure a rapid response and fast delivery. We deliver not only highly specified standard product ranges, but also customised solutions designed specifically for our clients' needs.




PD004-PD035

PD0046-PD0360

Walker Filtration products can be found in virtually any industry where compressed air is used.



Applications



The PRODRY range of desiccant dryers, with 17 models, provides flow rates from 4 to 360 scfm (7 to 612 Nm³/hr). This modular series offers a robust and reliable compressed air drying solution.

Designed to suit various applications, the PRODRY range consists of our proven existing low flow models PD004 – PD035, and our new and improved larger flow models PD0046 – PD0360. Utilising the latest in drying technology, this technically advanced range of highly efficient desiccant dryers delivers a compact solution to moisture removal from compressed air.

Whatever your requirement, PRODRY's exceptional performance can deliver - the features and benefits of PRODRY ensure almost every application need is met.

High Quality Applications



Vacuum Packaging



Automotive



Industrial Cleaning



Plastics



Foundries



Medical



Dental




Power Generation



Oil & Gas



Military



Pneumatic Conveying



Transit



Paper & Printing




Laser Cutting



General Industry

Critical Applications



Electronics



Food Production



Pharmaceutical



Beverages & Breweries



Instrumentation



Critical Component Manufacturing

Dewpoint temperature	Application
-74°C (-100°F)	Highly critical applications (e.g.) semiconductor industry / electronic industry
-40°C (-40°F)	Effective point of use (e.g.) general industry (standard pressure dewpoint)
-20°C (-4°F)	Specialist use including some breathing air applications



PRODRY



With flow rates from 4 – 35 scfm, our range of lower flow PRODRY models provide a proven solution for compressed air drying and are ideal for smaller point of use applications.

Designed to deliver optimum performance in line with the highest standards of air purity, meeting the quality classes specified in ISO 8573-1: 2010 (see pg.14 for further information on Air Quality Classifications), PRODRY models PD004 to PD035 are supplied as standard with XA grade 0.01 micron coalescing filter.

PRODRY can be installed vertically and horizontally, providing a flexible solution to your compressed air drying needs

This highly reliable, high efficiency range of dryers is 100% function tested prior to despatch and is supplied with a DIN plug for a fast and efficient installation.



0.01 Micron XA Pre-filter supplied as standard



Internal Silencer



LED Controller supplied as standard



1 Micron X1 Dust Filter integrated into Desiccant Cartridge

Benefits

Serviceability Ease of service is foremost to the PRODRY design - desiccant columns are easily removed, allowing access to desiccant cartridges for quick and efficient change out.

Reliability The PD004 – PD035 design incorporates highly reliable 12 VDC solenoid control valves which operate diaphragm exhaust valves. The control valves are set to be 'normally closed', a fail safe that ensures that the dryer will still provide compressed air – even in the event of a power failure.

Energy Efficient Design Energy management features are built-in into PRODRY's LED Controller (supplied as standard). The compressor can be linked to the energy management contacts, isolating the purge flow during periods of low demand for efficient use of compressed air.

LED Controller Supplied as Standard Both smaller and larger flow models come with an LED Controller, providing continuous updates on dryer performance via an intelligent built-in central processing unit (CPU). The LED Controller illuminates to alert in the event of low power faults, controller faults, drain valve faults, solenoid failures and when service intervals have been reached. An external alarm process is built-in offering total security and peace of mind.

Low Cost of Ownership Walker Filtration's dryers are designed to deliver optimum performance and financial benefits. Features such as an integral electronic drain, service interval indication and integrated condensate management are included in the standard dryer package.

Universal Power Supply PRODRY units PD004 to PD035 can recognise any voltage between 100 – 240 VAC, 50 or 60Hz and also any voltage between 12 to 24 VDC. Dryers feature unique multiple inlet and outlet ports enabling both left-hand and right-hand compressed air supply and greater installation flexibility.

Quiet Operation Internal Walker Filtration designed silencer to reduce noise levels to below 85 dBA.


Desiccant Cartridges Cartridge design includes an internal filtration and controlled desiccant bed geometry ensuring consistent dewpoint performance and simple maintenance.

Integrated Condensate Management Essential to maximising dryer efficiency, condensate management features are supplied as standard with all PD004 to PD035 Units. Units are supplied with an integral 12VDC solenoid drain valve which is controlled and operated by the CPU. Two external push-in fittings are provided on the rear panel which can be connected to the drain port of the pre-filter(s).





NEW - PRODRY



Dewpoint Sensor (DMC)



Adjustable Purge Flow



Pressure Gauges



External Silencer

The all new, larger flow, PRODRY models feature major design changes to include dewpoint management and provide a superior dryer with exceptional performance.

Updated with the latest technology and performance enhancing features, models PD0046 to PD0360 are among the most economical and efficient desiccant dryers on the market today.

The new PRODRY range includes performance enhancing features, improved serviceability, and increased dryer efficiency

Larger flow models incorporate new and enhanced features that deliver significant advantages over the competition in terms of performance and reliability. All models carry an IP protection rating of IP65.



Benefits

Reduced Service Time Serviceable parts have been re-designed to allow easier access for significantly reduced service downtime and improved efficiency. Each unit can be serviced without disturbing surrounding pipe-work or drains.

Energy Efficient Design From start to finish the new PRODRY models have been designed to incorporate the latest in energy saving features, giving lower lifetime costs and greater savings to the end user. PRODRY's standard LED Controller includes in-built energy management and an external pressure switch which can be linked to processor energy management contacts-isolating the purge flow during periods of low demand. By upgrading to the Dewpoint Management Controller (DMC), dryer regeneration can be synchronised to compressed air demand, delivering optimised performance efficiencies and significant cost savings.

Improved Performance New improved desiccant blend and mixed bed technology optimises air velocity through the dryer, resulting in high performance with optimised dewpoint.

Optimised Purge Rate Purge rate has also been reduced when compared to previous models - using less air for dryer regeneration equates to increased operating efficiency and greater lifetime savings.


Flexible Worldwide Installation Multi-voltage capabilities - IEC 60529 ingress protection code (IP65 Rated). Dryers also feature multiple inlet and outlet ports for greater installation flexibility.

Quiet Operation Unique, Walker Filtration designed silencers are fitted externally to reduce noise levels to below 85 dBA.

Condensate Management Condensate management is essential to maximise dryer efficiency - a drain valve kit can be purchased alongside PRODRY models PD0046 to PD0360.

Patent Pending Purge Valve New unique design offers significant advantages to the user: The purge valve design incorporates multiple orifice sizes enabling the purge rate to be adjusted to suit customer requirement, eliminating the need to buy additional purge plugs and allowing optimal performance to be achieved.

Compact Design With a 15% reduction in size, PRODRY models offer significant space saving advantages - allowing for more flexible installation.



LED Controller
supplied as standard



Dewpoint Management
Controller *optional*
(DMC with hygrometer)





Significantly Reduced Service Time

New PRODRY delivers a technically superior product with dramatically decreased service time – saving valuable time and money in maintenance and servicing. Key features that contribute to easier maintenance are:-

Servicing



Top Loading Cartridge Design New, 'easy access' design eliminates the need to remove desiccant columns to change desiccant cartridges. Top Caps are ergonomically designed and desiccant cartridges feature a lifting handle, enabling desiccant cartridges to be changed in minutes.



Improved Flow Path Desiccant cartridges are designed to minimise pressure loss and maximise performance.



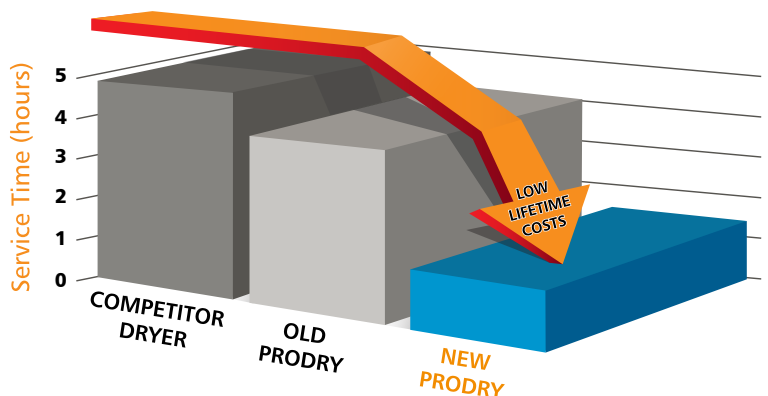
Unique Purge Plug Design The new, multi-orifice purge plug can be changed to suit the user requirement in minutes; dramatically reducing service time when compared to previous models.




External Silencers Silencers are externally fitted. No panels or extrusions need to be removed, allowing for fast and efficient servicing.



Exhaust Shuttle and Shuttle Valve Change out Each exhaust shuttle and shuttle valve can be changed in minutes with standard tools for servicing. No specialist tools are required.





New Dewpoint Management Control and Monitoring

DMC Controller

The new DMC Controller and hygrometer provides the option of additional energy saving features. With the ability to upgrade and replace the standard PD0046 – PD0360 LED controller to our new DMC Controller, not only will your dryer come with energy management features, it will also be upgraded to include advanced dewpoint control.

Multi-Dewpoint Selection

The DMC Controller provides access to a dewpoint switch (located on the exterior of the controller enclosure), enabling dewpoint to be set to application requirements. This feature allows users to choose a dewpoint of -20°C, -40°C and -74°C. Please note -74°C dewpoint cannot be achieved without the use of high performance, critical application, desiccant cartridges.

Purge Control - Set purge to operate within specific dewpoint parameters

When purchased and used in combination with a Hygrometer, the DMC Controller enables moisture in the air stream to be monitored and the dryer to automatically isolate purge flow when preset dewpoint parameters are met. This significantly increases energy savings and reduces operating costs as purge cycles are only initiated when it is necessary to regenerate the desiccant bed.

Dewpoint Selection

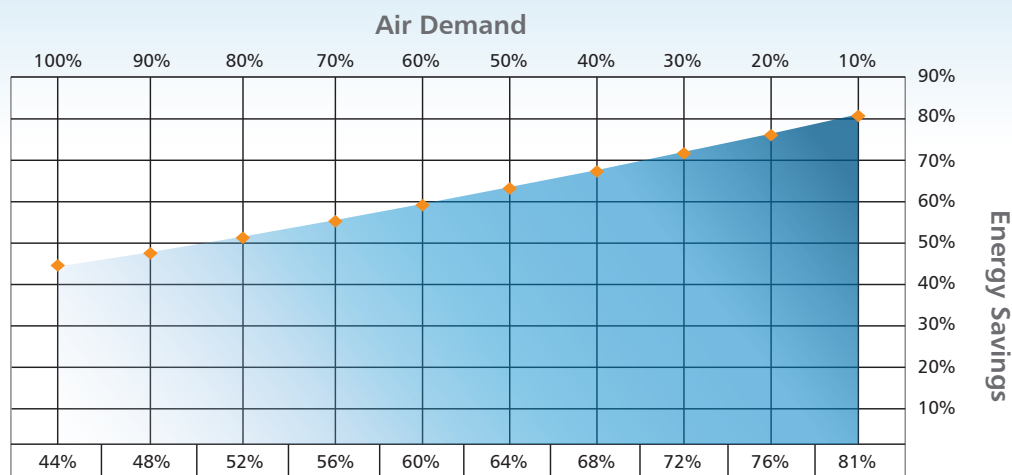
Dewpoint switch is located behind the front panel, allowing dewpoint to be set to:

- 20°C (4°F) (setting 1)
- 40°C (-40°F) (setting 2)
- 74°C (-100°F) (setting 3)

-74°C dewpoint selection must be used in conjunction with high performance critical application desiccant cartridges. For further information on -74°C dewpoint requirements please contact your nearest Walker Filtration sales department.

DMC Installation Example:-

Utilising the new dewpoint control system at £0.07 per kWh - dewpoint management control, would save £4,349 annually when used with a 360 scfm (612 Nm³/hr) heatless dryer operating at 60% load and an inlet temperature of 35°C (95°F) for 6000 hours.



Air Demand (%)	100%	90%	80%	70%	60%	50%	40%	30%	20%	10%
Energy Saving (%)	44%	48%	52%	56%	60%	64%	68%	72%	76%	81%
Energy Saving P/A (KW)	44,416	50,180	54,050	58,032	62,131	66,354	70,705	75,190	78,817	84,591

Savings based upon system flow of 360 scfm (612 Nm³/hr) at 6.9 barg (100 psig) inlet pressure and 35°C (95°F) inlet temperature.



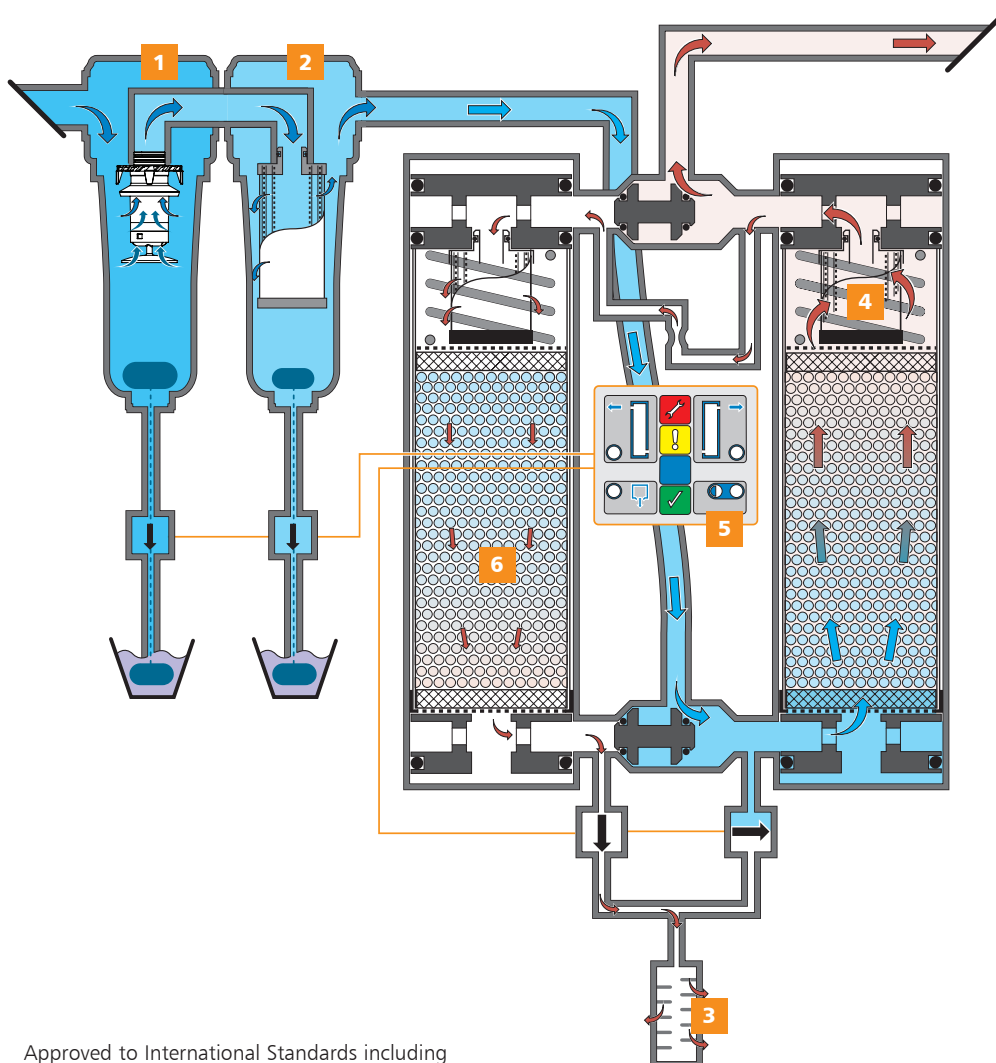
OPTIONAL DMC CONTROLLER DELIVERS UP TO 81% INCREASE IN OPERATING EFFICIENCY



PD004 - PD035 Operation

PRODRY is designed to provide a smooth, controlled, uninterrupted delivery of dry compressed air.

- 1 Walker Filtration Water Separator.** Walker Filtration recommends you purchase and fit a Water Separator which removes large quantities of condensate with a centrifugal module.
- 2 Walker Filtration XA 0.01 micron grade pre-filter.** Fitted as standard with float drain or recommended optional electronic drain. XA 0.01 micron grade pre-filter removes particulates and oil/liquid aerosols from the air stream. Wet air passes through the filter down to the bottom valve assembly.
- 3** Purge air passes into the atmosphere through the silencer which is fitted to the exhaust valve.
- 4** On exit from the desiccant cartridge, air passes through the integral X1 1 micron dust filter, removing particulate in the air stream.
- 5** The control system cycles the process air between the two desiccant towers.
- 6** Whilst one chamber is on stream removing water vapour, the other is being regenerated.



Approved to International Standards including PED, EMC and LVD European directives.

CRN CE FC

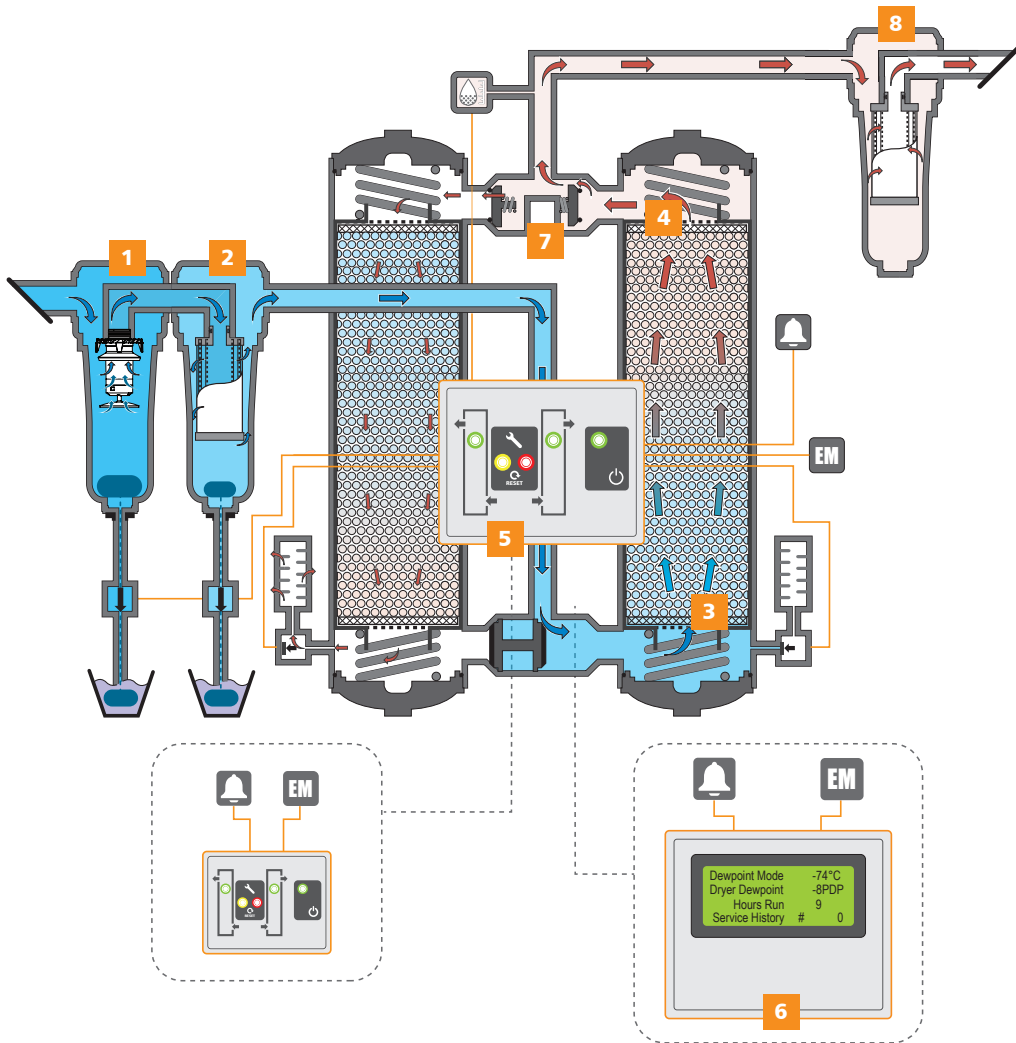
Processor specification

DIN plug	GDS type C, Industry standard
Alarm ready relay rating	3 amp
Alarm connector	GDS type C, Industry standard
Energy management signal	5VDC
Energy management connector	GDS Type C, Industry standard



PD0046 - PD0360 Operation

The updated larger flow models PD0046 - PD0360 utilise exactly the same operating principle. However, with the option of upgrading parts, such as changing the LED Controller for the Dewpoint Management Controller, additional energy saving benefits can be achieved.



Approved to International Standards including PED, EMC and LVD European directives.



Processor specification	
DIN plug	GDS type C, Industry standard
Alarm ready relay rating	0.5 amp
Alarm connector	GDS type C, Industry standard
Energy management signal	24VDC
Energy management connector	GDS type C, Industry standard

1 Walker Filtration Water Separator. Walker Filtration Water Separator is supplied as standard to prevent large quantities of condensate from entering your dryer.

2 Walker Filtration XA 0.01 micron grade pre-filter. Walker Filtration recommends you purchase and fit an XA 0.01 micron grade pre-filter to remove oil/liquid aerosols from the air stream.

3 Air is fed to the bottom of the desiccant bed and moves through the high performance desiccant.

4 Air passes via the purge non-return valves.

5 Air quality is pre-set by intelligent controller. The LED control system cycles the process air between the two desiccant towers.

6 Optional DMC control system with start / stop technology. Advanced alternative system to LED controller.

7 Unique new purge plug design which offers a significant advantage to the user. The new patent pending concept incorporates a non-return valve to assure equal pressurisation within the chamber. This is an additional safety mechanism, in case of back flow, and prevents against operator error.

8 Recommended RXA 0.01 micron dust filter downstream of the dryer to remove any particulate that may have been added to the airstream by the dryer itself.



Medical & Breathing Air Packages



Whatever the application we have the dryer solution

Our PRODRY range can be adapted to suit critical applications such as Medical, Power Generation, Railway, and MOD, with specific modifications.

Hospital and Medical Air

Hospitals around the world demand a clean, reliable, source of medical air which will deliver consistent pressure levels and flow rates. Medical air must be free from toxic contaminants, flammable or objectionable vapours, liquids, and particulate debris. It must maintain a fluctuation-free and stable oxygen content that conforms to international standards. PRODRY, used in conjunction with Walker Filtration coalescing and gas adsorption filters, can provide this – complying with industry guidelines such as HTM 02-01 and Worldwide Pharmacopoeia.

Breathing Air Packages

The Pro BA breathing air system utilises the dependable design of the PRODRY desiccant compressed air dryers in combination with internal high performance critical application cartridges. These proven cartridges maintain a steady flow of normal ambient oxygen/nitrogen levels and remove water vapour in line with requirements such as EN 12021.

Pro BA units include a three stage filtration system consisting of a 1 micron pre-filter, 0.01 micron coalescing filter and an outlet filter for removing odours, tastes and most crucially carbon monoxide. At the heart of the unit is a fully functional electronic controller complete with an LED control panel, built in self-monitoring diagnostics and energy management. The Pro BA range has been designed and manufactured to exceed current legislation guidelines.

Bespoke Units

Dryer packages for critical applications can be tailored to specific application needs – please contact our sales team for further information.



OEM Design & Capability



Passionate About Original Equipment Manufacturer Partnerships

At Walker Filtration, we are known not only for our highly specified standard product ranges, but also for our customised solutions that are designed to meet exact customer needs. Our exceptional technical development allows us to meet the highest demands of OEM customers – anticipating customer needs and matching technology with market developments.

Providing Unique, Custom Built Solutions

As a flexible, UK based, manufacturer, the filtration, drying and separation solutions we can provide are diverse. We work in complete collaboration with our OEM customers from initial concept designs and engineering, through testing and validation, to branding and aftermarket support. Our focus and dedication is straightforward – we enjoy working with our customers, offering competent advice and sound engineering, to help them realise their desired product. With an enviable reputation for our technical knowledge, and the ability to deliver solutions quickly, we have what it takes for a quick turnaround from development, to prototype, to launch.

Working With OEM Customers to Deliver Intelligent Branding Solutions

We work with our OEM customers to provide options to customise and brand products and packaging, along with a range of supporting marketing materials, to achieve maximum brand identity and recognition. All aspects of the product are considered, including language support, unique part numbers and transport details.

Performance and Validation

To ensure complete product assurance and performance, our OEM developments are extensively tested to the highest standards. Throughout the entire process, excellent levels of customer service are at the heart of everything we do.



OEM branding and bespoke packages available



Air Quality Classification

Dryer Operation and ISO 8573-1: 2010 Air Quality Classes

Desiccant dryers remove water vapour but not bulk liquid contamination, oil aerosols, solid particulates, oil vapours, or micro-organisms. Walker Filtration supply a range of compressed air and gas filtration solutions for the removal of these contaminants.

The ISO 8573 group of International Standards is used for the classification of compressed air. The table below summarises the maximum contaminant levels specified in ISO 8573-1: 2010 for the various compressed air quality classes:

Purity class	Particle				Water		Oil
	Maximum number of particles per cubic metre as a function of particle size, d ³				Vapour	Liquid ³	Total oil ³
	0.1µm < d ≤ 0.5µm	0.5µm < d ≤ 1.0µm	1.0µm < d ≤ 5.0µm	Mass concentration Cp mg/m ³	Pressure dewpoint °C	Concentration liquid water Cw g/m ³	Liquid, aerosol, vapour mg/m ³
0	As specified by the equipment user or supplier and more stringent than class 1						
1	≤ 20,000	≤ 400	≤ 10	-	≤ -70	-	≤ 0.01
2	≤ 400,000	≤ 6,000	≤ 100	-	≤ -40	-	≤ 0.1
3	-	≤ 90,000	≤ 1,000	-	≤ -20	-	≤ 1
4	-	-	≤ 10,000	-	≤ +3	-	≤ 5
5	-	-	≤ 100,000	-	≤ +7	-	-
6	-	-	-	0 < Cp ≤ 5	≤ +10	-	-
7	-	-	-	5 < Cp ≤ 10	-	Cw ≤ 0.5	-
8	-	-	-	-	-	0.5 < Cw ≤ 5	-
9	-	-	-	-	-	5 < Cw ≤ 10	-
X	-	-	-	Cp > 10	-	Cw > 10	>5

- **Water Separators** Remove up to 99% of bulk liquid contamination.
- **Coalescing Filters (Threaded and Flanged)** Designed to remove oil and water aerosols, but will also remove solid particulates.
- **Activated Carbon Filters** Removing oil vapour, smells and odours.
- **Particulate Removal Filters** Fitted down-stream of dryers where no liquid is present. Particulate Filters deliver up to 99.9999% particulate removal efficiency.
- **Medical Sterile Filters** Designed for medical compressed air plants and used in hospitals throughout the world. Designed to remove bacteria and micro-organisms.

Walker Filtration Product Ranges


Walker Filtration offer a comprehensive range of compressed air filtration and drying products. Our product range includes:



Water Separators



Coalescing Filters



Activated Carbon



Particulate Filters



Medical Vacuum



Duplex Filters




Alternative Elements



Accessories & Spares

For our full product range and further information please visit: www.walkerfiltration.com or contact your nearest Walker Filtration sales department.



PRODRY Service Kits



Models PD004 - PD035

Service Kits				
To fit dryer model	6,000 hours Silencer Service Kit	12,000 hours Cartridge and Silencer Service Kit*	18,000 hours Silencer Service Kit	24,000 hours Silencer, Cartridge and Valve Service Kit
PD004	PD1SK01	PD1SK01 PDC004-12000	PD1SK01	PD1SK01 PDC004-12000 VSKS01
PD006	PD1SK02	PD1SK02 PDC006-12000	PD1SK02	PD1SK02 PDC006-12000 VSKS01
PD008	PD1SK02	PD1SK02 PDC008-12000	PD1SK02	PD1SK02 PDC008-12000 VSKS01
PD010	PD1SK02	PD1SK02 PDC010-12000	PD1SK02	PD1SK02 PDC008-12000 VSKS01
PD015	PD1SK02	PD1SK02 PDC015-12000	PD1SK02	PD1SK02 PDC008-12000 VSKS01
PD025	PD1SK02	PD1SK02 PDC025-12000	PD1SK02	PD1SK02 PDC008-12000 VSKS01
PD035	PD1SK02	PD1SK02 PDC035-12000	PD1SK02	PD1SK02 PDC008-12000 VSKS01

Models PD0046 - PD0360

Service Kits						
Voltage	To fit dryer model	6,000 hours Silencer Service Kit	12,000 hours Cartridge and Silencer Service Kit*	18,000 hours Silencer Service Kit	24,000 hours Cartridge, Silencer, Valve, and Purge Valve Service Kit*	
DMC 24V	PD0046	PD3SK01	PDSK0046-12000	PD3SK01	PDSK0046-24000-S24	
	PD0056		PDSK0056-12000		PDSK0056-24000-S24	
	PD0075		PDSK0075-12000		PDSK0075-24000-S24	
	PD0090		PDSK0090-12000		PDSK0090-24000-S24	
	PD0110	PD3SK02	PDSK0110-12000	PD3SK02	PDSK0110-24000-S24	
	PD0150		PDSK0150-12000		PDSK0150-24000-S24	
	PD0180		PDSK0180-12000		PDSK0180-24000-S24	
	PD0220	PD3SK03	PDSK0220-12000	PD3SK03	PDSK0220-24000-D24	
	PD0300		PDSK0300-12000		PDSK0300-24000-D24	
	PD0360		PDSK0360-12000		PDSK0360-24000-D24	
PD0046	PD3SK01		PDSK0046-12000		PD3SK01	PDSK0046-24000-S115
PD0056		PDSK0056-12000	PDSK0056-24000-S115			
PD0075		PDSK0075-12000	PDSK0075-24000-S115			
PD0090		PDSK0090-12000	PDSK0090-24000-S115			
PD0110		PD3SK02	PDSK0110-12000	PD3SK02		PDSK0110-24000-S115
PD0150			PDSK0150-12000			PDSK0150-24000-S115
PD0180			PDSK0180-12000			PDSK0180-24000-S115
PD0220		PD3SK03	PDSK0220-12000	PD3SK03		PDSK0220-24000-D115
PD0300	PDSK0300-12000		PDSK0300-24000-D115			
PD0360	PDSK0360-12000		PDSK0360-24000-D115			
PD0046	PD3SK01		PDSK0046-12000		PD3SK01	PDSK0046-24000-S230
PD0056		PDSK0056-12000	PDSK0056-24000-S230			
PD0075		PDSK0075-12000	PDSK0075-24000-S230			
PD0090		PDSK0090-12000	PDSK0090-24000-S230			
PD0110		PD3SK02	PDSK0110-12000	PD3SK02		PDSK0110-24000-S230
PD0150			PDSK0150-12000			PDSK0150-24000-S230
PD0180			PDSK0180-12000			PDSK0180-24000-S230
PD0220		PD3SK03	PDSK0220-12000	PD3SK03		PDSK0220-24000-D230
PD0300	PDSK0300-12000		PDSK0300-24000-D230			
PD0360	PDSK0360-12000		PDSK0360-24000-D230			

* Information above relates to standard service kits only. For breathing air & critical applications, such as -70°C PDP, please contact Walker Filtration for more information.

Note: For information on accessories relating to the above model numbers please see the relevant Walker Filtration Product Range and Price Guide.

For further information on our full product range, please contact your nearest sales team or visit www.walkerfiltration.com

Technical Specification PD004 - PD035

Dryer model	Pipe size inches	Inlet flow rate*		Dimensions mm						Weight Kg	No. of cartridges	Included filter model
		Nm ³ /hr	SCFM	A	B	C	D	E	F			
PD004	3/8	7	4	445	280	92	22	160	415	13	2	A038XA
PD006	3/8	10	6	504	280	92	22	160	475	14	2	A038XA
PD008	3/8	14	8	564	280	92	22	160	535	15	2	A038XA
PD010	3/8	17	10	634	280	92	22	160	605	17	2	A038XA
PD015	3/8	25	15	814	280	92	22	160	785	20	2	A038XA
PD025	3/8	42	25	1204	280	92	22	160	1035	24	2	A038XA
PD035	3/8	59	35	1596	280	92	22	160	1430	31	2	A038XA

* Stated flows are for an inlet pressure of 7 barg (100 psig) with reference to 20°C, 1 barg (abs.), 0% relative water vapour pressure. For flow at other pressures apply the appropriate correction factors, terms and dewpoint.

Specification		
Standard pressure dewpoint	-40°C	-40°F
Optional pressure dewpoint	-70°C	-94°F
ISO Class (ISO 8573-1:2010)	(Class 1) -70°C	(Class 2) -40°C
Minimum working pressure	4 barg	58 psig
Maximum working pressure	16 barg	232 psig
Power supply	12 - 24VDC or 100 - 240VAC (50-60Hz)	
Minimum inlet temperature	1.5°C	35°F
Maximum inlet temperature	50°C	122°F

Dryer correction factors

Operating pressure (PCF)													
barg	4	5	6	7	8	9	10	11	12	13	14	15	16
psig	58	72	87	100	116	130	145	160	174	189	203	218	232
Correction factor	0.62	0.75	0.87	1	1.12	1.25	1.37	1.5	1.62	1.75	1.87	2.0	2.12

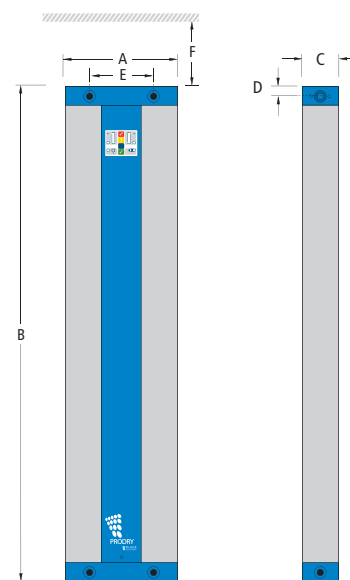
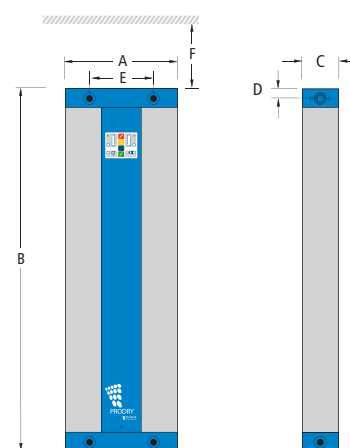
Temperature (TCF)							
Celsius (°C)	20	25	30	35	40	45	50
Fahrenheit (°F)	68	77	86	95	104	113	122
Correction factor	1.07	1.06	1.04	1	0.88	0.78	0.55

Pressure Dewpoint (DCF) ***		
Celsius (°C)	-40	-70
Fahrenheit (°F)	-40	-94
Correction factor	1	0.7

PRODRY Sizing Example

To correctly select the PRODRY model suitable for your application the following information is required: Minimum Inlet Pressure, Maximum Inlet Temperature, Maximum Inlet Flow and Required Pressure Dewpoint (PDP).

Requirements		Correction Factor
Maximum compressor inlet flow	15 scfm	-
Actual minimum inlet pressure to the dryer	6 barg	PCF = 0.87
Maximum inlet temperature	25°C (77°F)	TCF = 1.06
Pressure dewpoint (PDP)	-70°C (-94°F)	DCF = 0.7
Corrected dryer flow rate	$\frac{\text{Inlet flow rate}}{\text{PCF} \times \text{TCF} \times \text{DCF}} = \frac{15}{(0.87 \times 1.06 \times 0.7)} = 23.2 \text{ scfm} (39\text{Nm}^3/\text{hr})$	
Appropriate Dryer Size	Dryer model is selected based on the corrected flow rate, i.e. PD0025.	



Models PD004-PD035

Technical notes

- Models PD004 – PD035 supplied complete with XA (0.01 micron) pre-filter.
- Models PD0046 – PD0360 supplied complete with Water Separator to prevent large quantities of condensate from entering the dryer.
- An appropriate Walker Filtration Water Separator must be installed. If bulk water enters the adsorption dryer it can cause heat expansion to the desiccant, substantial rise in the dryer differential pressure, lead to poor outlet dewpoint, and cause potential dryer failure. Dryer warranty will be deemed invalid if a high efficiency Water Separator with an efficient condensate drain is not used.
- All dryer applications and sizing should be confirmed by Walker Filtration. Please contact nearest sales team for information on recommended sizing and air quality for your application need.
- Floor fixing dimensions for dryer models PD0046 – PD0360 are given in the illustrations on the page opposite.

Technical Specification PD0046 - PD0360



Dryer model	Pipe size inches	Inlet flow rate*		Dimensions mm						Weight Kg	No. of cartridges	Recommended Filter model	Model With Dewpoint Management Control**
		Nm ³ /hr	SCFM	A	B	C	D	E	F				
PD0046	1	77	45	655	380	310	76	50	600	46	2	A3051XA	PD0046DMC
PD0056	1	94	55	735	380	310	76	50	700	51	2	A3052XA	PD0056DMC
PD0075	1	128	75	905	380	310	76	50	850	62	2	A3071XA	PD0075DMC
PD0090	1	153	90	1030	380	310	76	50	1000	70	2	A3101XA	PD0090DMC
PD0110	1	187	110	1260	380	310	76	50	700	85	4	A3101XA	PD0110DMC
PD0150	1	255	150	1595	380	310	76	50	850	105	4	A3102XA	PD0150DMC
PD0180	1	306	180	1845	380	310	76	50	1000	122	4	A3102XA	PD0180DMC
PD0220	1½	374	220	1260	380	490	76	62	700	154	8	A3122XA	PD0220DMC
PD0300	1½	510	300	1596	380	490	76	62	850	195	8	A3151XA	PD0300DMC
PD0360	1½	612	360	1845	380	490	76	62	1000	225	8	A3151XA	PD0360DMC

* Stated flows are for an inlet pressure of 7 barg (100 psig) with reference to 20°C, 1 barg (abs.), 0% relative water vapour pressure. For flow at other pressures apply the appropriate correction factors, terms and dewpoint.

** For full dewpoint management control state 'DMC with Dewpoint Sensor (hygrometer)' when asked what controller type you require upon placing your order.

Specification			
Standard pressure dewpoint	-40°C	-40°F	
Optional pressure dewpoint	-20°C	-4°F	
	-74°C	-100°F	
Minimum working pressure	4 barg	58 psig	
Maximum working pressure	13 barg	188.5 psig	
Electronic control (LED)	115 or 230 VAC at 50-60Hz		
Dewpoint control (DMC)	24 VDC		
Minimum inlet temperature	1.5°C	35°F	
Maximum inlet temperature	50°C	122°F	

Dryer correction factors

Operating pressure (PCF)											
barg	4	5	6	7	8	9	10	11	12	13	
psig	58	72	87	100	115	130	145	160	174	189	
Correction factor	0.62	0.75	0.87	1	1.12	1.25	1.37	1.5	1.62	1.75	

Temperature (TCF)							
Celsius (°C)	20	25	30	35	40	45	50
Fahrenheit (°F)	68	77	86	95	104	113	122
Correction factor	1.3	1.2	1.1	1	0.75	0.65	0.45

Pressure dewpoint (DCF)			
Celsius (°C)	-20	-30	-40
Fahrenheit (°F)	-4	-22	-40
Correction factor	1.23	1.2	1

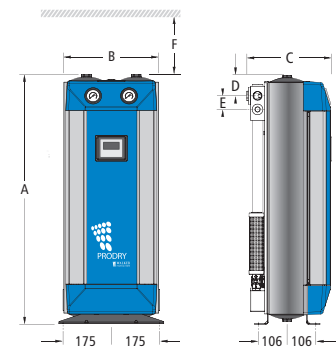
Pressure dewpoint (DCF) ***		
Celsius (°C)	-70	-74
Fahrenheit (°F)	-94	-100
Correction factor	0.8	0.77

PRODRY Sizing Example

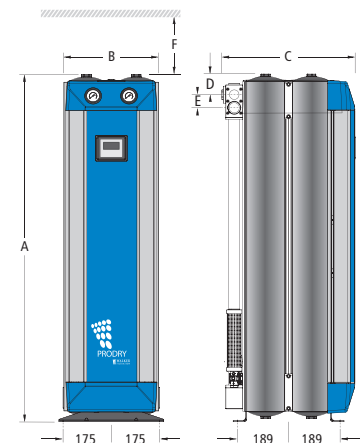
To correctly select the PRODRY model suitable for your application the following information is required: Minimum Inlet Pressure, Maximum Inlet Temperature, Maximum Inlet Flow and Required Pressure Dewpoint (PDP).

Requirements	Value	Correction Factor
Maximum compressor inlet flow	56 scfm	-
Actual minimum inlet pressure to the dryer	6 barg	PCF = 0.87
Maximum inlet temperature	25°C (77°F)	TCF = 1.2
Pressure dewpoint (PDP)	-74°C (-100°F)	DCF = 0.77
Corrected dryer flow rate	$\frac{\text{Inlet flow rate}}{\text{PCF} \times \text{TCF} \times \text{DCF}} = \frac{56}{(0.87 \times 1.2 \times 0.77)} = 69.7 \text{ scfm} \text{ (118 Nm}^3\text{/hr)}$	
Appropriate Dryer Size	Dryer model is selected based on the corrected flow rate, i.e. PD0075.	

*** High Performance Cartridges are required for applications where -70°C and -74°C dewpoints are required.



Models PD0046-PD0180



Models PD0220-PD0360

New DMC controller available. To receive the benefits of dewpoint management, quote PD(model)DMC with hygrometer when ordering your dryer



WALKER FILTRATION

The ultimate filtration & drying technology

Walker Filtration Ltd

Birtley Road, Washington,
Tyne & Wear, NE38 9DA, UK
tel +44 (0) 191 417 7816
fax +44 (0) 191 415 3748
email sales@walkerfiltration.co.uk
web www.walkerfiltration.com



THE QUEEN'S AWARDS
FOR ENTERPRISE:
INNOVATION
2016



Walker Filtration Inc.

4748 Pacific Avenue
Erie, PA 16506, USA
tel +1 814 836 2900
fax +1 814 836 7921
email usa@walkerfiltration.com
web www.walkerfiltration.com

Walker Filtration Pty Ltd

16-18 Lindon Court,
Tullamarine VIC 3043, Australia
tel +61 (0)3 9330 4144
fax +61 (0)3 9330 4177
email sales@walkerfiltration.com.au
web www.walkerfiltration.com.au

Walker Filtration Ltd Japan

Hulic Gaizenmae Bldg, 2nd Floor,
2-7-26 KitaAoyama, Minato-ku,
Tokyo 107-0061, Japan.
tel +81 (0) 3 6890 6911
fax +81 (3) 6685 2974
email japan@walkerfiltration.com
web www.walkerfiltration.com